

# National and Regional Computing Resources

Anita Orendt

[anita.orendt@utah.edu](mailto:anita.orendt@utah.edu)

Center for High Performance Computing

Rocky Mountain Advanced Computing Consortium

Campus Champion – Lead Region 8

# Outline

- Computing Resources
- People Resources
- Training
- Educational Opportunities

# Computing Resources

# XSEDE HPC Computing Resources

<https://www.xsede.org/resources/overview>

**TACC Stampede2** Update of Stampede in production Fall 2017. With 4,200 KNL (Intel Xeon Phi 7250) compute nodes along with 1,736 Skylake (48 core, 192GB) compute nodes it is designed for large scale computing needs. 18 petaflops

**SDSC Comet** About 1950 Intel Haswell nodes (24 cores, 128GB RAM) , SSD local scratch. It is intended for moderately scalable parallel applications with an emphasis on improving productivity for a broad spectrum of users. Additional nodes with NVIDIA K80/P100 GPUs; others have 1.5TB RAM (Expanse funding awarded July 2019)

**XStream** (Stanford), K80 GPU cluster with 65 nodes each with 20 cores (Ivybridge) and 8 K80s; 20% cycles to XSEDE

**SuperMIC** (LSU) Intel Ivybridge nodes with MIC coprocessors; 40% cycles to XSEDE

**IU Jetstream** Cloud Computing resource

**PSC Bridges** A connected set of interacting systems offering a flexible mix of gateways (web portals), Hadoop and Spark ecosystems, batch processing (large shared memory and GPU nodes) and interactivity. Regular and large memory resources (bridges-2 funding awarded July 2019)



XSEDE

20 Storage Building Blocks, implementing the parallel *Pylon* filesystem (~10PB) using PSC's SLASH2 filesystem

4 MDS nodes  
2 front-end nodes  
2 boot nodes  
8 management nodes

6 "core" Intel® OPA edge switches: fully interconnected, 2 links per switch

Intel® OPA cables

4 HPE Integrity Superdome X (12TB) compute nodes

42 HPE ProLiant DL580 (3TB) compute nodes

12 HPE ProLiant DL380 database nodes

6 HPE ProLiant DL360 web server nodes

20 "leaf" Intel® OPA edge switches

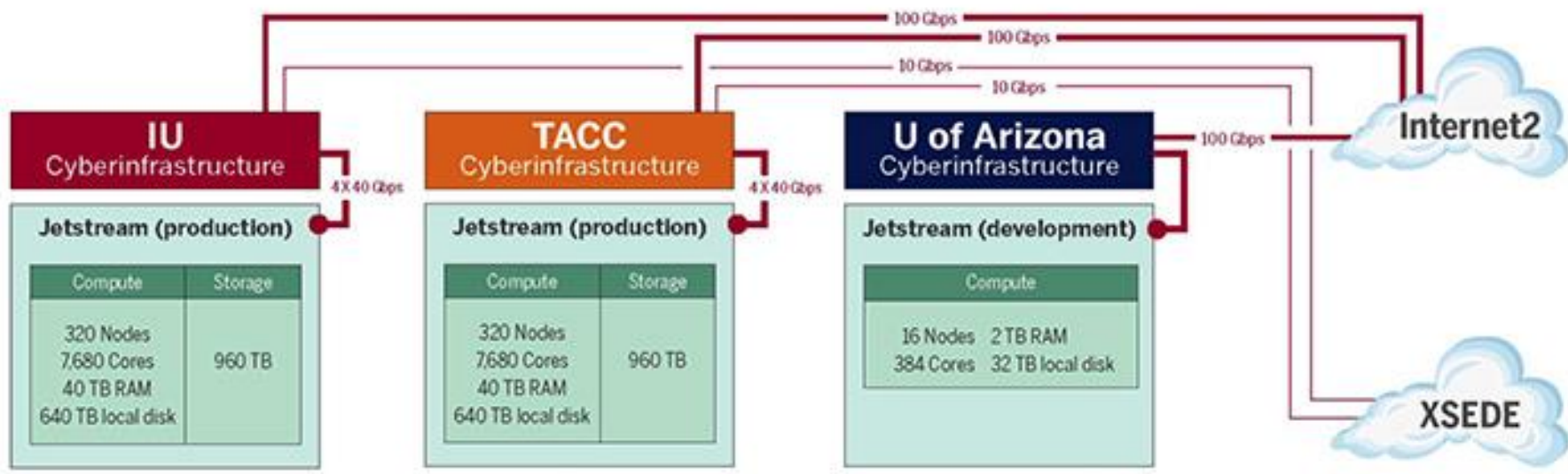

32 RSM nodes with NVIDIA next-generation GPUs

16 RSM nodes with NVIDIA K80 GPUs

800 HPE Apollo 2000 (128GB) compute nodes

Purpose-built Intel® Omni-Path topology for data-intensive HPC

<http://psc.edu/bridges>



# Jetstream at IU/TACC

Jetstream can be used in several different virtual machine (VM) sizes which are charged in service units (SUs) based on how much of the total system resource is used. The table below outlines the VM sizes created for Jetstream.

VM SIZE	VCPUS	RAM (GB)	LOCAL STORAGE (GB)	SU COST PER HOUR
Tiny	1	2	8	1
Small	2	4	20	2
Medium	6	16	60	6
Large	10	30	120	10
XLarge	22	60	240	22
XX Large	44	120	480	44



# Other Services

- Science Gateways
  - <https://www.xsede.org/web/site/ecosystem/science-gateways/>
- Storage at TACC (Ranch), PSC (Bridges Pylon), SDSC (Data Oasis), Indiana (Jetstream)
  - request with allocation of compute time
  - <https://portal.xsede.org/storage>





# Creating an XSEDE portal account (XUP)

- Now requires DUO 2Factor authentication
- Fill in personal information
- Choose a registration key
- System will send you email with a confirmation number
- Use confirmation number together with passkey to verify your account

## Create an XSEDE User Portal account

Please provide the following information to create your User Portal account.

XSEDE and Service Provider policies restrict each individual to a single user account. If you have forgotten your username or password, use the "Forgot Password" or "Forgot Username" links on the sign-in page. For other situations, please contact [help@xsede.org](mailto:help@xsede.org).

Otherwise, please provide the following information to create your User Portal account. You are strongly encouraged to provide your "work" contact information. While XSEDE honors the privacy settings in your user profile, we encourage you to protect yourself further by not providing personal information.

### PERSONAL INFORMATION

FIRST NAME  MIDDLE NAME  LAST NAME

UNIVERSITY OR ORGANIZATION  DEPARTMENT, CENTER, LAB, GROUP, OR OTHER SUB-UNIT

DEGREE  DEGREE FIELD OF STUDY

POSITION

ADDRESS

CITY  ZIP/POSTAL CODE

COUNTRY  STATE/PROVINCE

EMAIL  PHONE

COUNTRY OF CITIZENSHIP  [Same as above](#)

### CHOOSE A REGISTRATION KEY

You will use your registration key to identify yourself in the *Verify Account* step. Use only letters and numbers; maximum 6 characters.

REGISTRATION KEY

PROVE YOU ARE HUMAN




# Your XSEDE portal account

MY XSEDE RESOURCES DOCUMENTATION ALLOCATIONS TRAINING USER FORUMS HELP ECSS ABOUT

Summary Allocations/Usage Accounts Jobs Profile Publications Tickets Change Password Add User Community Accounts SSH Terminal

Share your feedback on XSEDE Extended Collaborative Support Services with a quick 5 question survey!



Welcome, Anita!  
Last login: Thu 09/24/15 at 11:05:45 AM CST

Profile All locations  
Accounts Training

NEW! Share your XSEDE Science Achievements

Publications: [Full List]

You have not entered any publications.  
You can review 3 publication(s).

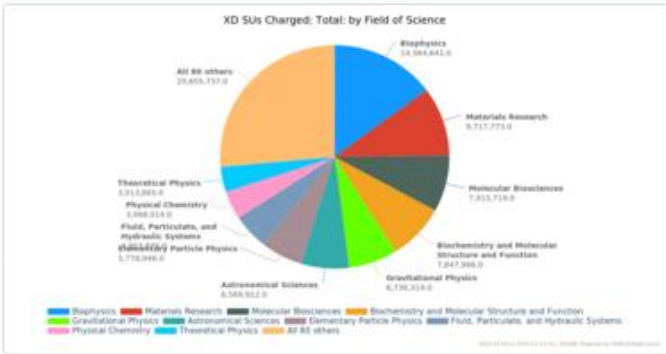
Add a Publication

Tickets: [Full List]

New: 0  
Open: 0

In The Past 7 Days

XD SUs Charged: Total: by Field of Science



Field of Science	Value
All 80 others	29,855,737.0
Biophysics	14,069,641.0
Materials Research	8,717,713.0
Molecular Biochemistry	7,815,713.0
Biochemistry and Molecular Structure and Function	7,847,396.0
Gravitational Physics	6,736,016.0
Astronomical Sciences	6,369,912.0
Theoretical Physics	5,213,369.0
Physical Chemistry	5,099,014.0
Fluid, Particulate, and Hydraulic Systems	4,664,667.0
Particle Physics	3,776,996.0

View Gallery

My XSEDE Resources [System Monitor]

Resource	Status	Load	Username	My Jobs
Stampede   TACC	✓ Healthy	99%	amrendt	R: 0 Q: 0 O: 0
Comet   SDSC	✓ Healthy	92%	amrendt	R: 0 Q: 0 O: 0
SuperMIC   LSU CCT	✓ Healthy		amrendt	R: 0 Q: 0 O: 0

# Types of Allocations

FREE

- Campus Champion
  - Get your feet wet with XSEDE
  - See campus champion for access and limits
  - 2 day lead time
- Start-Up
  - Benchmark and gain experience with resources
  - Different limits per resource
- Education
  - 2 week lead time
  - Class and workshop support
  - Short term (1 week to 6 months)
- Research
  - No Limit
  - 10 page request, 4 month lead time

<https://portal.xsede.org/allocations-overview>

<https://portal.xsede.org/allocation-policies>



# Research Allocation

FREE

- Use the new XRAS system to submit request
- <https://portal.xsede.org/allocations/announcements> for details
- Review occurs four times a year by XSEDE Resource

## Allocation Committee (XRAC)

Submit Requests during	for the Allocation Starting
Dec 15 through Jan 15	Apr 1
Mar 15 through Apr 15	Jul 1
Jun 15 through Jul 15	Oct 1
Sep 15 through Oct 15	Jan 1

- Documents required: PI CV, Main Document and Code Performance and Scaling
- Look at sample requests provided!



# Submit Allocation Requests: XRAS

- Go to XSEDE portal and login:
  - <http://portal.xsede.org>
- Go to “Submit/Review Request”
- For more details, see:
  - <https://portal.xsede.org/allocations/policies>

# Single Sign On (SSO) Login Hub

- `ssh <XUPlogin>@login.xsede.org`
- `>gsissh <machine-name>`
- Easy to setup host alias file
- <https://portal.xsede.org/web/xup/single-sign-on-hub>

```
Terminal - amorendt@ssohub:-
File Edit View Termina Tabs Help
[u0028729@kingspeak1 ~]$ ssh amorendt@login.xsede.org
Please login to this system using your XSEDE username and password:
password:
Duo two-factor login for amorendt

Enter a passcode or select one of the following options:

 1. Duo Push to XXX-XXX-2762
 2. Phone call to XXX-XXX-2762

Passcode or option (1-2): 1
Success. Logging you in...
Last login: Tue Aug  7 15:38:47 2018 from 155.101.240.219

# Welcome to the XSEDE Single Sign-On (SSO) Hub!
#
# This system is for use by authorized users only, and is subject to the XSED
# Acceptable Use Policy, described at https://www.xsede.org/usage-policies.
# All activities on this system may be monitored and logged.
#
# Your storage on this system is limited to 100MB. Backup is not provided.
#
# From this system, you may login to other XSEDE system login hosts on which
# you currently have an active account. To see a list of your accounts, visit
# https://portal.xsede.org/group/xup/accounts
#
# To login to an XSEDE system login host, enter: gsissh <login-host>
# where <login-host> is the hostname, alias or IP address of the login host.
# The following default gsissh host aliases have been defined:
#
#         bridges comet mason osg rmacc-summit stampede
#         stampede2 supermic wrangler-iu wrangler-tacc xstream
#
# For example, to login to the Comet system at SDSC, enter: gsissh comet
#
# E-mail help@xsede.org if you require assistance in the use of this system.

[amorendt@ssohub ~]$
```




# Other National Computing Resources



XSEDE

- [Open Science Grid](#)
- [Blue Waters](#) (NCSA)
- [Frontera](#) (TACC)
- [Summit/Titan](#) (OakRidge LCF)
- [Theta/Mira](#) (etc at Argonne LCF)
- [Cori](#) (NERSC)
- [Cheyenne](#) (NCAR)



BLUE WATERS

XSEDE



# RMAACC Computing Resources

<http://rmacc.org/accessingsummit>

<https://www.colorado.edu/rc/>

RMAACC-Summit funded by a MRI grant by CU Boulder and CSU -- 10% cycles for institutions in RMAACC region, especially institutions without own compute resources

- General compute
  - Haswell 24 cores/node, 128GB RAM
- High memory
  - 48 cores/node 2TB
- GPU nodes
  - 24 cores, 2 K80s/node
- KNL Xeon Phi
  
- Now can access with XSEDE login credentials via SSOHub



# RMACC-Summit Access

After you have XSEDE login:

- send request from your institutional email address to [rc-help@colorado.edu](mailto:rc-help@colorado.edu)
  - <https://github.com/ResearchComputing/Research-Computing-User-Tutorials/wiki/RMACC-Access-to-Summit>
- Allocations
  - Can run without allocation for smaller needs
  - <https://www.colorado.edu/rc/userservices/allocations>
- For training
  - <https://www.colorado.edu/rc/userservices/training>

# People Resources

# Campus Champions -- NSF funded program to connect People with CyberInfrastructure

- HPC
- Visualization
- Data Analysis
- Storage
- Training
- Education
- Subject Matter Experts

# Campus Engagement Mission Statement

The Campus Engagement program promotes and facilitates the effective participation of a diverse national community of campuses in the application of advanced digital resources and services to accelerate scientific discovery and scholarly achievement.



# Who are the champions?

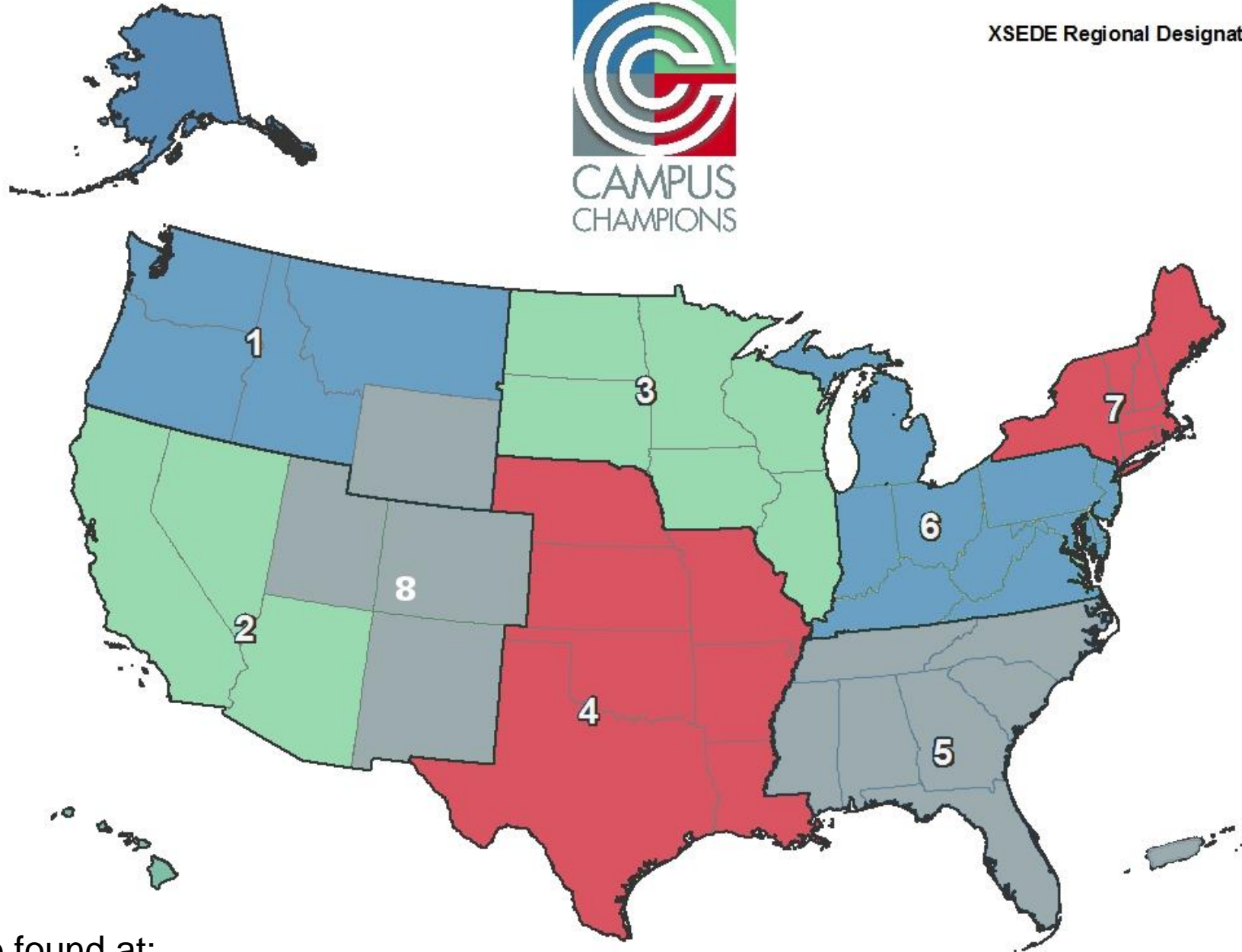
- 625+ champions at 270+ institutions
- HPC Directors
- System Administrators
- User Support specialists
- Faculty evangelists
- Central IT staff
- Non-academic organization staff, e.g. USGS, Idaho National Labs

# What do champions do?

- Facilitate computing- and data-intensive research and education
- Help their local researchers and educators to find and use the advanced digital services that best meet their needs
- Share CI challenges and solutions at all levels:
  - workgroup, institutional, regional, national, and international
- Increase scalable, sustainable institutional uptake of advanced digital services from providers at all levels;
- Foster a broader, deeper, more agile, more sustainable and more diverse nationwide cyberinfrastructure ecosystem
- Cultivate inter-institutional interchange of resources, expertise and support



XSEDE Regional Designations



interactive map found at:

<https://www.xsede.org/community-engagement/campus-champions/current>



# Ask.CI -- NEW

- <https://ask.cyberinfrastructure.org/>
- Q&A site for people who do research computing
- platform for
  - sharing frequently asked questions
  - comparing solutions
  - leveraging each other's work pertaining to research computing

# XSEDE – Extended Collaborative Support Services

<https://www.xsede.org/for-users/ecss>

- ECSS offers domain science expertise
- Request ECSS assistance via the XSEDE Allocation process

Mission is to improve productivity of the XSEDE user community through collaborations to optimize applications, improve work and data flows, increase effective use of the XSEDE digital infrastructure and broadly expand the XSEDE user base by engaging members of underrepresented communities and domain areas

# RMACC HPC Center Staff and Web Sites

- <https://www.colorado.edu/rc/>
- [www.chpc.utah.edu](http://www.chpc.utah.edu)
- <http://inside.mines.edu/HPC-Home>

# Training

# XSEDE Training

<https://www.xsede.org/for-users/training>

- Online, webinars, and in person
- XSEDE HPC Monthly Workshop and Summer Boot Camps
- <https://www.xsede.org/web/xup/online-training> for listing of all online offerings

# Other Training for Using HPC

- The carpentries
  - Software Carpentry – <https://software-carpentry.org/>
  - Data Carpentry – <https://datacarpentry.org/>
  - HPC Carpentry – being developed -- <https://hpc-carpentry.github.io/hpc-intro/>
- Blue Waters
  - <https://www.citutor.org>
  - <https://bluewaters.ncsa.illinois.edu/education-overview>

# **Educational Opportunities**

- NSF Research Experiences for Undergraduates (REU)
  - [https://www.nsf.gov/crssprgm/reu/reu\\_search.jsp](https://www.nsf.gov/crssprgm/reu/reu_search.jsp)
  - Number of opportunities with computational focus including one at Jetstream
- Blue waters Internship program: <https://bluewaters.ncsa.illinois.edu/internships>
- Blue waters Graduate Fellowships: <https://bluewaters.ncsa.illinois.edu/fellowships>
- Shodor <http://www.shodor.org/>
- Science Gateways - <https://sciencegateways.org/engage/bootcamp>
- Student campus champion program
- XSEDE EMPOWER **Expert Mentoring Producing Opportunities for Work, Education, and Research** - <http://www.computationalscience.org/xsede-empower>
- sighpc education - <https://sighpceducation.acm.org> – see training and education resources